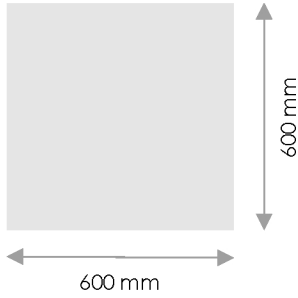



TECHNICAL DESCRIPTION

Panel nominal dimension 600x600 mm, made of a high density chipboard core (Kg./m³ 620/650), 38 mm thick. Top covering in gres or antistatic PVC, 2 mm thick, nominal dimension 600x600 mm. Bottom covering with aluminium foil steel tray, 0.100 mm thick. High mechanical and thermal resistant, PVC ABS edge trim, 0.4 mm thick.

TECHNICAL CHARACTERISTICS



- Top covering ~ 2 mm
- Chipboard Core ~ 38 mm
- Edge ~ 0.40 mm
- Aluminium foil ~ 0.100 mm
- Stringer ~ 1 mm (Used over 25 cm)
- Pedestal ~ M14/M16

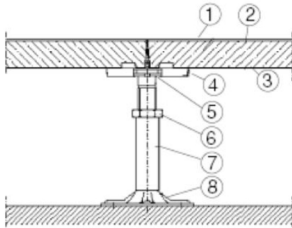


TECHNICAL SPECIFICATIONS

Ultimate Load	Loading Class	Working load	Flexion	Fire reaction
9 kN	4	3 kN	Class C	EN 13501-1 class Bfsl - s1

Terms and definitions according to EN 12825

- Safety factor: the factor by which the ultimate load is divided to establish the working load.
- Ultimate load: maximum load at the time of failure of the element during the specified ultimate load test procedure.
- Working load: load given by dividing the ultimate load by the safety factor.
- Distributed load: is an indicative value not defined by EN 12825. It is given by multiplying five times the concentrated load.



1. Floor Covering, steel or 2 mm PVC
2. Floor Panel
3. Steel sheet 0,100 mm aluminium foil
4. Gasket
5. Pedestal head
6. Hexagonal nut
7. Tube
8. Pedestal base plate glued to the subfloor



FASTNESS

Light, modular and easy to handle, the systems are designed to guarantee rapid installation, respecting all the requirements of planarity and orthogonality. The inspection of the individual panels allows a significant reduction in time and maintenance costs.



EXTENDED WORKING LIFE & DIMENSIONAL STABILITY

The excellence of the materials used and the production technologies make panels and structures resistant and lasting over time.



WALKING COMFORT

The flexural strength ensures an optimal response to the stresses of foot traffic. Upon request they can be supplied with certifications.



INSPECTABILITY

100% inspectable, giving easy access to water pipes and electrical cables and permitting easy reconfiguration of rooms.

